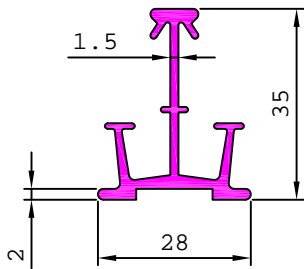


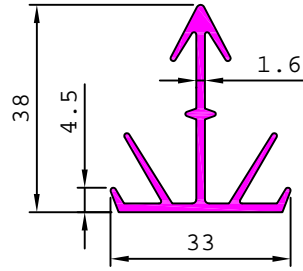
NORTH LIGHT GLAZING BARS & SHOES

22530 0.486 kg/m



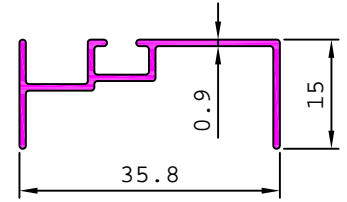
MATCHING SECTION 22534

22531 0.488 kg/m

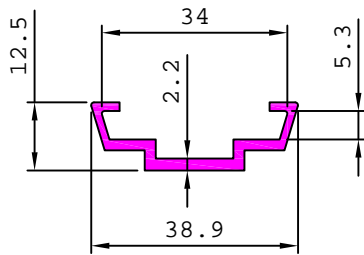


MATCHING SECTION 22532

22543 0.190 kg/m

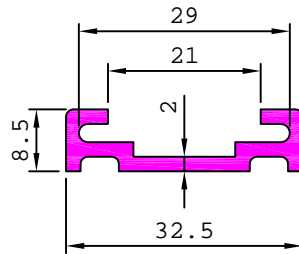


22532 0.332 kg/m



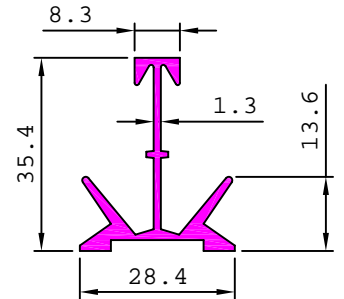
MATCHING SECTION 22531

22534 0.310 kg/m



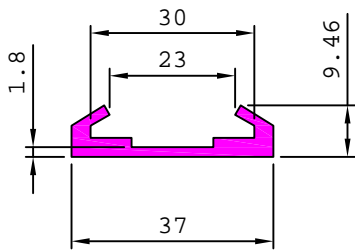
MATCHING SECTION 22530,

22536 0.471 kg/m



MATCHING SECTION 22537

22537 0.385 kg/m



MATCHING SECTION 22536

22569 0.400 kg/m

